

**PROFESSIONAL TURF CARE EQUIPMENT**

 **WESSEX**<sup>®</sup>  
PROLINE 



**WESSEX PROLINE G2**

*When only the best will do...*



**BRITISH MANUFACTURING  
EXCELLENCE SINCE 1962**

**WE SPECIALISE IN THE  
FINEST QUALITY CUT GRASS!**

**FOLLOW US ON SOCIAL:**    



 **CONTACTS** AND GENERAL ENQUIRIES

**GLOBAL HEADQUARTERS** Charlton House, Caxton Close, East Portway Ind. Est., Andover, Hampshire, SP10 3QN  
**T:** +44 (0)1264 345870 **F:** +44 (0)1264 345880 **E:** sales@wessexintl.com [www.wessexintl.com](http://www.wessexintl.com)

**SALES**

**T: 01264 345870**  
(OPTION 2)  
**E:** sales@wessexintl.com

**PARTS**

**T: 01264 345870**  
(OPTION 1)  
**F: 01264 345880**  
**E:** parts@wessexintl.com

**PRODUCT SUPPORT**

**T: 01264 345870**  
(OPTION 2)  
**E:** service@wessexintl.com

**WARRANTY**

**T: 01264 345888**  
**E:** warrantyadmin@wessexintl.com

**MARKETING**

**T: 01264 345870**  
(OPTION 5)  
**E:** marketing@wessexintl.com



## WELCOME TO WESSEX INTERNATIONAL



*60 years and counting...*

**FOR THE PAST 60 YEARS**, we have been manufacturing superb quality British built machines for the groundcare market. Our equipment is built for demanding applications, where reliability and durability are paramount.

WE MANUFACTURE MACHINERY FOR PROFESSIONALS THAT REQUIRE;


- ✓ **LESS MAINTENANCE**
- ✓ **RELIABILITY**
- ✓ **THE FINEST CUT QUALITY ON THE MARKET**

ALL WITH THE MAIN FOCUS TO;

- ✓ **INCREASE PROFITABILITY**

Since 1962 we've pride ourselves on our commitment to providing excellent customer service, backed up by a strong dealer network. The local dealer support is on hand to see you through your Wessex journey and the machine's lifetime.

**TO BOOK A DEMO, PLEASE GET IN TOUCH, AND LET US PROVE THE WESSEX BENEFITS TO YOUR ORGANISATION.**



### WESSEX PROLINE 3 YEAR WARRANTY

All **RMX** rollers mowers, **CRX** MultiCut mowers and the **FRX** out-front flails are available with a **3 YEAR MANUFACTURERS WARRANTY**. These machines come with a standard one year warranty, and a further 2 years is available at no cost by simply returning a request form at the time of machine installation. This can be downloaded via the website. [www.wessexintl.com/warranty-registration/](http://www.wessexintl.com/warranty-registration/)



In the heart of rural Hampshire, **WESSEX** began manufacturing grass cutting and forage equipment.



**WESSEX** were the first to manufacture a range of scaled down implements to suit the new compact tractor from Japan.



**WESSEX** increased their focus on equipment to meet the needs of landscapers and grounds maintenance contractors.



Introduction of **G1** roller mowers. The P18R roller mower in Ford blue **WESSEX** livery produced excellent results.



Broadwood International acquired **WESSEX MACHINERY** – now a leading manufacturer of professional grounds maintenance machinery.



**WESSEX** celebrates **50 YEARS** of manufacturing and innovation.



Introduction of **RMX** tri-deck roller mowers. The demand for wide area rotary mowers to replace costly cylinders was on the rise.



In line with the increased focus on global distribution of the **WESSEX** product range, the company has been renamed **WESSEX INTERNATIONAL**. This coincides with relocation to the current 50,000sqft factory in Andover, Hampshire.



**WHAT KIT** - Tractor mounted mower of the year award. **CRX** multicut wins for exceptional clippings dispersal



Built on the success of the market-leading **G1**, we have consulted, refined, and engineered the **G2** to set us apart in wide-area mowing.



**WESSEX** celebrates **60 YEARS** of manufacturing and innovation.



Introduction of **CRX-DR** Dual Roller Mower for sports turf applications.

## ORDER YOUR WESSEX PARTS **ONLINE NOW!**

- ✓ CHECK STOCK LEVELS
- ✓ VIEW EXPLODED DIAGRAMS
- ✓ PAY VIA PAYPAL, OR  
CREDIT CARD
- ✓ SAME DAY DESPATCH\*
- ✓ NEXT DAY CARRIER SERVICE
- ✓ VIEW ORDER HISTORY  
(PERFECT FOR RE-ORDERING)

**ORDER  
ONLINE  
NOW...**



**A MESSAGE  
FROM OUR  
PARTS MANAGER  
JON BLAKE:**

**// OUR ONLINE PARTS STORE IS OPEN 24  
HOURS A DAY, 365 DAYS A YEAR.**

ORDER YOUR PARTS FROM YOUR MOBILE OR COMPUTER  
AND WE'LL TAKE CARE OF THE REST. //

**T:** 01264 345878 **E:** [parts@wessexintl.com](mailto:parts@wessexintl.com)



## **W** SPARE PARTS

**ONLY GENUINE WESSEX  
SPARE PARTS SHOULD BE  
USED TO MAINTAIN OPTIMUM  
PERFORMANCE FROM YOUR  
WESSEX MACHINE.**

To minimise costly machine downtime,  
parts orders are dispatched daily to our  
professional dealer network by next-day  
carrier service (UK mainland), and 2 day  
for UK Highlands & Islands.

**IF ORDERED BEFORE 1:00PM,**  
parts will be dispatched the same day  
(subject to availability).





## **COWDRAY PARK POLO CLUB** – THE HOME OF BRITISH POLO

With a long and illustrious history, Cowdray Park is recognized worldwide as the Home of British Polo. Set in an area of outstanding natural beauty within Viscount Cowdray's 16,500 acre estate, in West Sussex, the game of polo has been played at Cowdray for close on a century – the first competitive tournaments being recorded in 1910.

Michael and the team at Cowdray have been using Wessex mowers for many years and currently have three RMX wide area mowers to cut up to 400 acres per day.

“ During our polo season we're mowing every day at around 1 inch in height. Cutting at this height is very important to ensure the polo ball runs fast and smooth, and with the Wessex mowers they are very simple to adjust. The quality of cut is excellent and the full width rollers on the RMX gives an excellent stripe, and they also ensure the ground is smooth which helps the ball to bounce. Our polo players love the prestigious stripe, and always comment on how great the pitch looks. Compared to our gangs' mowers the maintenance is very simple and they are extremely reliable. ”

**MICHAEL – COWDRAY PARK POLO GROUNDS TEAM**





*When only the best will do...*



## PROFESSIONAL ROTARY MOWERS



SEE PAGE **12**

### **CRX RIGID-DECK** MULTI-CUT ROLLER MOWERS

#### **CRX** RIGID-DECK AT A GLANCE

- ✓ **RIGID-DECK**
- ✓ **COMBINATION AND DUAL ROLLER MOWERS**
- ✓ **WORKING WIDTHS FROM:**  
1.5, 1.8 & 2.4 METERS
- ✓ **IDEAL FOR:**  
LARGE AMENITY AREAS  
SCHOOLS & UNIVERSITY  
SPORTS PITCHES  
LARGE GARDENS  
PRIVATE ESTATES
- ✓ **FOR TRACTORS FROM 18HP**



SEE PAGE **16**

### **CRX TRI-DECK** ROLLER MOWERS

#### **CRX** TRI-DECK AT A GLANCE

- ✓ **TRI-DECK**
- ✓ **WORKING WIDTHS FROM:**  
3.2 & 4.0 METERS
- ✓ **IDEAL FOR:**  
LARGE AMENITY AREAS  
SCHOOLS & UNIVERSITY  
SPORTS PITCHES  
POLO & RACECOURSE  
GOLF
- ✓ **FOR TRACTORS FROM 35HP**



SEE PAGE **20**

### **RMX RIGID-DECK** PROFESSIONAL ROLLER MOWERS

#### **RMX** RIGID-DECK AT A GLANCE

- ✓ **RIGID-DECK**
- ✓ **WORKING WIDTHS FROM:**  
1.8, 2.4 & 3.0 METERS
- ✓ **IDEAL FOR:**  
COUNCILS  
CONTRACTORS  
SCHOOLS & UNIVERSITY  
SPORTS PITCHES  
LARGE ESTATES
- ✓ **FOR TRACTORS FROM 30HP**





SEE PAGE **22**

## **RMX TRI-DECK** PROFESSIONAL ROLLER MOWERS

### **RMX TRI-DECK AT A GLANCE**

- ✓ **RIGID-DECK**
- ✓ **WORKING WIDTHS FROM:**  
5.0, 6.2, 6.8 & 8.0 METERS
- ✓ **IDEAL FOR:**  
COUNCILS & LARGE AMENITY AREAS  
CONTRACTORS  
POLO PITCHES & RACECOURSES  
SPORTS TURF  
TURF FARMS  
SCHOOLS & UNIVERSITY  
AIRFIELDS
- ✓ **FOR TRACTORS FROM 60HP**

## **FLAIL MOWERS**



SEE PAGE **28**

## **FRX OUTFRONT** FLAIL MOWERS

### **FRX SERIES AT A GLANCE**

- ✓ **OUTFRONT FLAIL**
- ✓ **WORKING WIDTH**  
1.5 METER
- ✓ **IDEAL FOR:**  
COUNCILS  
CONTRACTORS
- ✓ **FOR THE LEADING BRANDS  
OF POWER UNITS**
- ✓ **PTO OR HYDRAULIC DRIVE**

## **COLLECTORS**



SEE PAGE **30**

## **STC MULTI-FUNCTIONAL** COLLECTORS

### **STC SERIES AT A GLANCE**

- ✓ **AVAILABLE AS A SWEEPER, FLAIL  
& SCARIFIER COLLECTOR**
- ✓ **WORKING WIDTHS FROM:**  
1.2 & 1.8 METERS
- ✓ **IDEAL FOR:**  
PRIVATE ESTATES  
GOLF COURSES  
SPORTS PITCHES  
COUNCILS  
CONTRACTORS
- ✓ **FOR TRACTORS FROM 18HP**

# INTRODUCING G2 CRX SERIES MOWERS

**AVAILABLE IN** both rigid and tri-deck configurations, the CRX is one of the most popular Wessex machines to date.

- ✓ **PROVEN TO PRODUCE THE HIGHEST QUALITY OF CUT ON THE MARKET IN ALL WEATHER CONDITIONS**
- ✓ **LOW TRACTOR HP REQUIREMENTS** – Achieve wide cut widths with small tractors
- ✓ **MINIMAL MAINTENANCE** – Reduced grease points that are easily accessible.
- ✓ **HIGHLY VERSATILE** – Able to produce superb results in a variety of applications

## **KEY FEATURES & BENEFITS**

- ✓ **ANTI-SCALP ROLLERS** – Prevents scalping
- ✓ **ALL SPINDLES GREASABLE ABOVE THE DECK** – Ease of maintenance
- ✓ **SIMPLE BELT ADJUSTMENT** – Ease of maintenance
- ✓ **BELT DRIVE ON MOWER DECK** – For ultimate driveline shock protection
- ✓ **ROLLERS ADJUSTED BY SIMPLE SCREW-THREAD MECHANISM** – Simple height adjustment
- ✓ **HIGH BLADE TIP SPEED** – Premium finish at fast forward speeds
- ✓ **BAFFLES AROUND BLADES** – Even grass distribution
- ✓ **SIMPLE CUTTING HEIGHT ADJUSTMENT** – From 10mm - 110mm

*When only the best will do...*



## King's Hall School

TAUNTON

“ At Kings Hall School, we previously cut nine hectares of outfield with hydraulic gangs. This meant we had to mow at lower cutting heights to stay on top of the grass, which resulted in greater frequency of mowing and in turn, lost man hours, wet mowing, grass clippings, greater compaction and moss through the winter.

*It was an area that had to be addressed, so we looked at four brands of trail rotary mowers that cut at 40mm in both wet and dry conditions. The Wessex CRX 320 delivered. It has the best finish, disperses all clippings, is the most robustly built, has easy controls, clearly marked greases points, very straight forward height adjustment and the transport position makes it easy for cleaning the mower. On top of that, the price was great and the offer of three years warranty strengthened our faith in the machine.*

*We are now 14 months into owning a CRX 320 and have had no issues, plus there is still plenty of meat left on the blades. We are delighted with the performance, and it has enabled us to maintain our grass at a greater height and reduce the cutting frequency.*

*I'm not keen on mowing in the wet but respect that sometimes needs must. The CRX 320 cuts brilliant in all conditions and still manages to disperse all grass clippings with ease. The rear rollers leave a very polished finish and we have received great feedback on both the condition and presentation of the outfields.*

*The move to the Wessex CRX 320 has played a huge part in this. “*

### **CRX-320**

KING'S HALL SCHOOL, TAUNTON





MODEL SHOWN **CRX-320 AT MILNGAVIE GOLF CLUB SCOTLAND**




✓ **IDEAL FOR:** SPORTS PITCHES, LARGE GARDENS, & SCHOOLS & UNIVERSITIES

The Wessex **CRX-DR (DUAL ROLLER)** is a high-performance rotary mower that produces exceptional cut quality. The performance is achieved from its high-blade tip speed, high suction and even dispersal of clippings. The double rollers create an outstanding stripe presentation that transforms any sports pitch or lawn.

Maintenance is simple, with the belt tension adjustable from above the deck. Minimal grease points are all accessible without removing any guards, and the cutting height adjustment, between 10mm and 110mm, is equally straightforward. The outstanding build quality and 5mm steel plate decks make this mower robust and durable.

The **DUALFORCE** roller bearing system is innovated to increase bearing life in demanding applications and withstands side thrust when turning during mowing.



**DUALFORCE**  
ROLLER SYSTEM

**UNIQUE FEATURES & BENEFITS**

- ✓ **FULL WIDTH ROLLERS FRONT & REAR** – Precision cut and full width stripe on the turf
- ✓ **COMPACT ROLLER CONFIGURATION** – Maximises ground contour following
- ✓ **EXCELLENT FLOATING CAPABILITIES** – Hugs the undulations closely
- ✓ **REQUIRES ONLY 18HP TRACTOR** – Achieve a wide cut width with a small tractor
- ✓ **THE DUALFORCE ROLLER SYSTEM (PATENT PENDING) WITH TWIN BEARINGS** – Innovated to significantly increase bearing life by being designed to withstand side load force & increased protection from external elements.
- ✓ **HIGH BLADE TIP SPEED** – Premium finish at fast-forward speeds.
- ✓ **LARGE AIR INTAKE** – Even grass distribution in all weather.
- ✓ **BAFFLES AROUND BLADES** – Even grass distribution in all weather.
- ✓ **ALL SPINDLES GREASABLE ABOVE THE DECK** – Ease of maintenance
- ✓ **SIMPLE BELT ADJUSTMENT** – Ease of maintenance
- ✓ **ROLLERS ADJUSTED BY SIMPLE SCREWTHREAD MECHANISM** – Easy height adjustment
- ✓ **FRONT MOUNTING CAPABILITIES** – Reversible linkage frame allows mounting to the front of tractors.

**CRX-DR SPORTS TURF MOWERS**

	CRX-150-DR	CRX-180-DR
CUTTING WIDTH	1.5m	1.8m
OVERALL WIDTH	1.66m	1.96m
TRANSPORT WIDTH	1.66m	1.96m
APPROX WEIGHT	266kg	294kg
CUTTING HEIGHT RANGE	10-110mm	10-110mm
NO. OF CUTTING SPINDLES	3	3
POWER REQUIRED	18hp	20hp



**BLADE OPTIONS**  
(CRX-150 / CRX-180 / CRX-240)

- ✓ **PROMULCHER**  
MULCHING BLADES
- ✓ **GOLDCUT BLADES**  
– AS STANDARD







✓ **IDEAL FOR:** LARGE AMENITY AREAS, SCHOOLS & UNIVERSITY, SPORTS PITCHES, LARGE GARDENS & PRIVATE ESTATES



The Wessex **PROLINE CRX SERIES** MultiCut mowers are truly at the cutting edge of turf mowing technology, offering a cut quality equal to a cylinder mower on sports turf at a fraction of the purchase price and maintenance costs. Suitable for tractors from 18hp.

- ✓ **SUITABLE FOR TRACTORS FROM 18HP**
- ✓ **COMBINATION MOWER** – Castor wheels wheels at the front and roller at the rear
- ✓ **TORNADO VENTS** – Precise airflow for premium cut and clipping dispersal

**CRX RIGID-DECK MOWERS**

	CRX-150	CRX-180	CRX-240
CUTTING WIDTH	1.5m	1.8m	2.4m
OVERALL WIDTH	1.66m	1.96m	2.56m
TRANSPORT WIDTH	1.66m	1.96m	2.56m
APPROX WEIGHT	266kg	294kg	365kg
CUTTING HEIGHT RANGE	10-110mm	10-110mm	10-110mm
NO. OF CUTTING SPINDLES	3	3	3
POWER REQUIRED	18hp	20hp	25hp

**UNIQUE FEATURES & BENEFITS**



**TORNADO VENTS** – AIR RUSHES THROUGH THE VENTS TO ENSURE THE GRASS IS LIFTED FOR A PERFECT, CLEAN CUT EVERY TIME.



**SIMPLE CUTTING HEIGHT ADJUSTMENT**



✓ **REVERSIBLE HEAD STOCK FOR FRONT MOUNTING**

**BLADE OPTIONS**  
(CRX-150 / CRX-180 / CRX-240)

- ✓ **PROMULCHER**  
MULCHING BLADES
- ✓ **GOLDCUT BLADES**  
– AS STANDARD





**SCAN TO SEE  
IT IN ACTION**



✓ **IDEAL FOR:** LARGE AMENITY AREAS, SCHOOLS & UNIVERSITY, SPORTS PITCHES, POLO & RACECOURSE & GOLF

The Wessex **PROLINE CRX-320 & CRX-400** are the most nimble, precise, ground hugging Wessex machines to date. For an exceptional mowing experience in all weather, look no further than the CRX.

They are the perfect mowers for maintaining your golf course or sports turf, and they just love undulations. These nimble mowers will hug ground contours whilst providing an incredible striped finish.


- ✓ **SUITABLE FOR TRACTORS FROM JUST 35HP**
- ✓ **FOLLOWS GROUND UNDULATIONS WITH EASE**
- ✓ **EXCEPTIONAL FINISH IN ALL WEATHER CONDITIONS**

**UNIQUE FEATURES & BENEFITS**

- ✓ **FULL WIDTH ROLLERS FRONT & REAR** – Precision cut and full width stripe on the turf
- ✓ **COMPACT ROLLER CONFIGURATION** – Maximises ground contour following
- ✓ **EXCELLENT FLOATING CAPABILITIES** – Hugs the undulations closely
- ✓ **WIDE ANGLE PTO** – Zero turn capabilities
- ✓ **REQUIRES ONLY 35HP TRACTOR** – Economical to operate
- ✓ **REQUIRES ONLY ONE DOUBLE ACTING SPOOL VALVE** – Complements the simplest tractor
- ✓ **TURF TYRES** – Minimal turf compaction
- ✓ **THE DUALFORCE ROLLER SYSTEM (PATENT PENDING) WITH TWIN BEARINGS** – Innovated to increase bearing life in demanding applications. Designed to withstand side thrust when turning during mowing
- ✓ **OPTIONAL HIGHWAY KIT** – Allows road legal towing

**CRX TRI-DECK MOWERS**

	CRX-320	CRX-400
CUTTING WIDTH	3.2m	4.0m
OVERALL WIDTH	3.35m	4.15m
TRANSPORT WIDTH	2.1m	2.1m
APPROX WEIGHT	1,360kg	1,430kg
CUTTING HEIGHT RANGE	10-110mm	10-110mm
NO. OF CUTTING SPINDLES	9	9
POWER REQUIRED	35hp+	40hp+



**DUALFORCE**  
ROLLER SYSTEM

**MORE GREAT FEATURES**



**TIGHT TURN** – ZERO TURN AROUND OBSTACLES



**PRO-LIFT** – ALLOWS SIMPLE PARTIAL DECK LIFT FOR CROSSING PATHS



**SIMPLE CUTTING HEIGHT ADJUSTMENT**

**CRX-320 & CRX-400 OPTIONS**

- ✓ **SPRUNG AXLE**
- ✓ **MUD GUARDS AND LIGHTS**
- ✓ **MULCHING BLADES**

**BLADE OPTIONS (CRX-320)**

- ✓ **PROMULCHER MULCHING BLADES**
- ✓ **GOLDCUT BLADES – AS STANDARD**





MODEL SHOWN **CRX-320**



SCAN TO SEE  
IT IN ACTION

# INTRODUCING G2 RMX SERIES MOWERS

**BUILT ON THE SUCCESS** of the market-leading **G1**, we have consulted, refined, and engineered the **G2** to set us apart in wide-area mowing.

**LESS MAINTENANCE, MORE FEATURES, INCREDIBLE RELIABILITY AND LESS DOWNTIME THAN EVER BEFORE** RESULT IN INCREASED PROFITS AND THE FINEST CUT QUALITY ON THE MARKET.

- ✓ **IT IS PROVEN TO PRODUCE THE FINEST CUT QUALITY ON THE MARKET** – The best presentation in all weather conditions.
- ✓ **A STRONG AND RELIABLE DRIVE TRANSMISSION** – Means less downtime
- ✓ **LOWER TRACTOR HP REQUIREMENTS** – From just 30hp
- ✓ **MINIMAL GREASE POINTS** – Reduced maintenance



**SIMPLE CUTTING HEIGHT ADJUSTMENT**



**TWIN BELT DRIVE - TO COPE WITH LARGER VOLUMES OF GRASS**

## KEY FEATURES & BENEFITS

- ✓ **FULL WIDTH ROLLERS** – Follows ground contours accurately, leaving a professional striped effect on the turf.
- ✓ **SMM HEAVY PRESSED STEEL DECK** – Integral strength for long service life. Sand blasted and powder coated for maximum durability.
- ✓ **SIMPLE CUTTING HEIGHT ADJUSTMENT** – Single spanner operation allows infinite cutting height variation. Greasable threads are enclosed beneath the deck to protect from debris.
- ✓ **TWIN BELT DRIVE** – For maximum power transmission to cope with larger volumes of grass.
- ✓ **ROLLER SCRAPER** – Keeps rollers free of debris build-up.
- ✓ **ANGLED ROTOR BAFFLES** – Ensure even grass distribution across the full width of the machine.
- ✓ **ANTI-SCALP DISCS** – Eliminate scalping and protect the turf when cutting very low.
- ✓ **CAST ROLLER END CAPS WITH DUAL TAPER BEARINGS** – Ensure a long service life, as they are designed to withstand side-thrust when turning during mowing. Keep maintenance costs to a minimum, as components can be replaced individually.
- ✓ **GOLDCUT BLADES** – Zone hardened precision blades spin at 96m/sec for premium cut quality at a fast forward speed. Blades pivot to minimise stone damage, and have an upturn to generate suction effect.
- ✓ **REARSTEER DECK PIVOTS TO FOLLOW DIRECTION OF TRAVEL** – Patented design reduces turf damage while ensuring no uncut strips of grass.
- ✓ **INDEPENDENT FLOAT ON ALL DECKS** – Superb ground contour following.
- ✓ **THE LARGEST WHEELS & TURF TYRES** – For minimal ground compaction.
- ✓ **THE NARROWEST TRANSPORT WIDTH & INDEPENDENT SUSPENSION** – For smooth road travel.
- ✓ **PREMIUM CUT** – High blade tip speed gives superb results every time.
- ✓ **REDUCE FUEL CONSUMPTION** – Save up to 50% in fuel costs.
- ✓ **PROLIFT SYSTEM** – Partial deck lift for crossing paths, headland turns and cross-cut.







✓ **IDEAL FOR:** COUNCILS, CONTRACTORS, SCHOOLS & UNIVERSITY, SPORTS PITCHES & LARGE ESTATES

Ideal for use on compact tractors from 30hp, Wessex **RMX RIGID DECK MOWERS** produce incredible results in all weather conditions. Full-width rollers front and rear, an exceptionally high blade tip speed, GoldCut blades, and rotor baffles ensure the grass clippings are dispersed evenly.

This feature ensures your lawns have a lasting stripe and are in peak condition throughout your mowing season, and it's how we can boast that. Wessex **RMX** mowers provide a cut equal to a cylinder mower but without the costly maintenance bill.

- ✓ **IDEAL FOR COMPACT TRACTORS FROM 30HP**
- ✓ **3 CUTTING WIDTHS AVAILABLE TO INCREASE OUTPUT**
- ✓ **LOW MAINTENANCE**



**RMX G2 RIGID-DECK MOWERS**

	RMX-180	RMX-240	RMX-300
CUTTING WIDTH	1.8m	2.4m	3.0m
OVERALL WIDTH	1.93m	2.53m	3.13m
APPROX WEIGHT	467kg	640kg	722kg
CUTTING HEIGHT RANGE	10-110mm	10-110mm	10-110mm
NO. OF CUTTING SPINDLES	3	4	5
POWER REQUIRED	30hp	40hp	55hp
WORKRATE (AT 12MPH)	7.4 acres/hr	9.8 acres/hr	12.3 acres/hr

**MORE GREAT FEATURES**



Appearance is everything to us at Thruxton, and the **RMX-300** does an excellent job in all weather conditions. There isn't lots of dead grass, thanks to the high tip speed blades, and this is very important on the circuit and in the field car parks to reduce the risk of fire.

**PAT BLAKENEY** – THRUXTON MOTORSPORT CENTRE



**FRONT MOUNTING OPTION**

**RIGID-DECK OPTIONS**

- ✓ **FRONT MOUNTING**
- ✓ **REMOTE GREASING**
- ✓ **DEEP SKIDS**

**BLADE OPTIONS**  
(RMX-180 / RMX-240 / RMX-300 / RMX FRONT MOUNT)

- ✓ **PROMULCHER**  
MULCHING BLADES
- ✓ **GOLDCUT BLADES**  
– AS STANDARD
- ✓ **SPIROCUT<sup>4</sup>**  
BLADE SYSTEM



MODEL SHOWN **RMX-240**



**SCAN TO SEE  
IT IN ACTION**



✓ **IDEAL FOR:** COUNCILS & LARGE AMENITY AREAS, CONTRACTORS, POLO PITCHES, RACECOURSES, SPORTS TURF, TURF FARMS, SCHOOLS & UNIVERSITY & AIRFIELDS



The Wessex **RMX PROLINE TRI-DECK** machines have set a new benchmark in high output roller mowers. Incorporating all the benefits of the popular rigid deck units into one superb machine, these mowers are the perfect choice for the council and local authority contractor.

- ✓ **IT IS PROVEN TO PRODUCE THE FINEST CUT QUALITY ON THE MARKET** – The best presentation in all weather conditions.
- ✓ **IT HAS THE LARGEST WHEELS AND TYRES** – For minimal ground compaction
- ✓ **THE NARROWEST TRANSPORT WIDTH** – Imperative for transporting between jobs
- ✓ **THE STRONGEST AND MOST RELIABLE DRIVE TRANSMISSION** – Means less downtime
- ✓ **LOWER TRACTOR HP REQUIREMENTS** – From just 60hp
- ✓ **MINIMAL GREASE POINTS** – Reduced maintenance
- ✓ **LED LIGHTING WITH STROBE AS STANDARD** – Long service life and optimal lighting. Numberplate mounting position included.
- ✓ **PROLIFT** – Allows simple partial deck lift for crossing paths. Fitted as standard

**RMX MORE GREAT FEATURES**



“ I have owned a Wessex mower for eight years and completed one season with the new **RMX-500 G2**.

The machine is excellent. The new, improved chassis and folding-deck design take this machine to the next level. The very high blade tip speed produces a superb finish in both the wet and dry with excellent distribution of clippings.

I’m cutting up to 130 acres per week, reaching cutting speeds of 15kph. We achieve a 15% time-saving improvement on previous models with this machine. With the excellent service from Wessex and great backup from my local dealer, i’m looking forward to taking the **RMX-500 G2** into the next season. ”

**MALCOLM WEAVER** – MW AGRICULTURE LTD

**RMX G2 TRI-DECK MOWERS**

	RMX-500	RMX-620	RMX-680	RMX-800
CUTTING WIDTH	5.0m	6.2m	6.8m	8.0m
OVERALL WIDTH	5.13m	6.33m	6.93m	8.13m
TRANSPORT WIDTH	2.3m	2.3m	2.53m	2.53m
CENTRE DECK	1.8m	1.8m	2.4m	2.4m
WING DECKS	1.8m	2.4m	2.4m	3.0m
WEIGHT	2460kg	2760kg	2960kg	3080kg
CUTTING HEIGHT RANGE	10-110mm	10-110mm	10-110mm	10-110mm
NO. OF CUTTING SPINDLES	9	11	12	14
POWER REQUIRED	60hp	75hp	80hp	100hp
WORKRATE (AT 12MPH)	20.5 acres/hr	25.5 acres/hr	27.9 acres/hr	38.6 acres/hr
GREASE POINTS	51	54	57	60
TYRE SIZE	15.0/55 -17	15.0/55 -17	15.0/55 -17	15.0/55 -17
SPRUNG AXLE	Yes	Yes	Yes	Yes

**TRI-DECK OPTIONS**

- ✓ **PROLIFT<sup>2</sup> HYDRAULIC OR ELECTRIC INDEPENDENT DECK LIFT**
- ✓ **DEEP SKIDS**
- ✓ **HYDRAULICS BRAKES**
- ✓ **SPARE WHEEL & SCREW JACK**
- ✓ **REMOTE UNLATCH**
- ✓ **DOUBLE CLEVIS HITCH**
- ✓ **REMOTE GREASING**

**BLADE OPTIONS**

(RMX-500 / RMX-620 / RMX-680 / RMX-800)

- ✓ **PROMULCHER MULCHING BLADES**
- ✓ **GOLDCUT BLADES – AS STANDARD**
- ✓ **SPIROCUT<sup>4</sup> BLADE SYSTEM**





SCAN TO SEE IT IN ACTION

✓ **NARROW TRANSPORT WIDTH**



✓ **PROLIFT - ALLOWS SIMPLE PARTIAL DECK LIFT FOR CROSSING PATHS**



✓ **PROLIFT<sup>2</sup> - OPTIONAL INDEPENDENT DECK LIFT**



# PROVEN TO PRODUCE THE FINEST CUT QUALITY ON THE MARKET

– THE BEST PRESENTATION IN ALL WEATHER CONDITIONS, INCLUDING THE RAIN!



**COUNCILS & LARGE AMENITY AREAS**

MODEL SHOWN **RMX-500**



**CONTRACTORS**

(SHOWN IN THE RAIN)

MODEL SHOWN **RMX-500**



**POLO PITCHES**

24 RMX APPLICATIONS

MODEL SHOWN **RMX-800**



**RACECOURSES**

MODEL SHOWN **RMX-500**





**SPORTS TURF**  
(SHOWN IN THE RAIN)

MODEL SHOWN **RMX-500**



**LONG GRASS**

MODEL SHOWN **RMX-500**



**TURF FARMS &  
AIRFIELDS**

MODEL SHOWN **RMX-800**



**BRITISH MANUFACTURING  
EXCELLENCE SINCE 1962**



**W CRX WINTER SERVICE KITS**  
(STD BLADES/BOLTS/BELTS/GREASE)

✓ AVAILABLE FOR MODELS  
**CRX-150, CRX-180, CRX-240, CRX-320,  
& CRX-400**

**W RMX G2 WINTER SERVICE KITS**  
(STD BLADES/BOLTS/BELTS/GREASE)

✓ AVAILABLE FOR MODELS  
**RMX-180, RMX-240, RMX-300,  
RMX-500-G2, RMX-620-G2, RMX-680-G2  
& RMX-800G2**

*When only the best will do...*

# SPECIFICATION COMPARISONS



**CRX**

## CRX RIGID & TRI-DECK MOWERS



	CRX G2 RIGID-DECK MOWERS			CRX G2 TRI-DECK MOWERS	
	CRX-150	CRX-180	CRX-240	CRX-320	CRX-400
CUTTING WIDTH	1.5m	1.8m	2.4m	3.2m	4.0m
OVERALL WIDTH	1.66m	1.96m	2.56m	3.35m	4.15m
TRANSPORT WIDTH	1.66m	1.96m	2.56m	2.1m	2.1m
APPROX WEIGHT	266kg	294kg	365kg	1,360kg	1,430kg
CUTTING HEIGHT RANGE	10-110mm	10-110mm	10-110mm	10-110mm	10-110mm
NO. OF CUTTING SPINDLES	3	3	3	9	9
POWER REQUIRED	18hp	20hp	25hp	35hp+	40hp+

**RMX**

## RMX G2 RIGID & TRI-DECK MOWERS



	RMX G2 RIGID-DECK MOWERS			RMX G2 TRI-DECK MOWERS			
	RMX-180	RMX-240	RMX-300	RMX-500	RMX-620	RMX-680	RMX-800
CUTTING WIDTH	1.8m	2.4m	3.0m	5.0m	6.2m	6.8m	8.0m
OVERALL WIDTH	1.93m	2.53m	3.13m	5.13m	6.33m	6.93m	8.13m
TRANSPORT WIDTH	–	–	–	2.3m	2.3m	2.53m	2.53m
CENTRE DECK	–	–	–	1.8m	1.8m	2.4m	2.4m
WING DECKS	–	–	–	1.8m	2.4m	2.4m	3.0m
WEIGHT	467kg	640kg	722kg	2460kg	2760kg	2960kg	3080kg
CUTTING HEIGHT RANGE	10-110mm	10-110mm	10-110mm	10-110mm	10-110mm	10-110mm	10-110mm
NO. OF CUTTING SPINDLES	3	4	5	9	11	12	14
POWER REQUIRED	30hp	40hp	55hp	60hp	75hp	80hp	100hp
WORKRATE (AT 12MPH)	7.4 acres/hr	9.8 acres/hr	12.3 acres/hr	20.5 acres/hr	25.5 acres/hr	27.9 acres/hr	38.6 acres/hr
GREASE POINTS	–	–	–	51	54	57	60
TYRE SIZE	–	–	–	15.0/55 -17	15.0/55 -17	15.0/55 -17	15.0/55 -17
SPRUNG AXLE	–	–	–	Yes	Yes	Yes	Yes



✓ **IDEAL FOR:** COUNCILS, CONTRACTORS & SPORTS PITCHES

Reduced budgets and less frequent mowing cycles mean that the local authorities require a machine that will cut and mulch lush grass without untidy swathing, as with a rotary mower. The Wessex **FRX-150/FRX-150-H** (hydraulic version) out-front flail mowers will do just that!

**FRX MOWERS**

	<b>FRX-150</b>
CUTTING WIDTH	1.5m
OVERALL WIDTH	1.73m
WEIGHT	220kg
CUTTING HEIGHT RANGE	25-100mm
NO. OF FLAILS	34



**KEY FEATURES & BENEFITS**

- ✓ **AERODYNAMIC HEAVY-DUTY CAST HAMMER FLAILS** – Minimum power consumption, with maximum results.
- ✓ **FULL WIDTH ANTI-SCALP ROLLER** – No unsightly scalping.
- ✓ **INTEGRAL ROLLER BEARINGS** – Protected for long service life.
- ✓ **SIMPLE AND POSITIVE HEIGHT ADJUSTMENT** – Ease of operation.
- ✓ **PUNCTURE PROOF TYRES** – Low maintenance.
- ✓ **TWIN DRIVE BELT TRANSMISSION** – Handles dense vegetation.
- ✓ **FULLY GUARDED TO HSE SPECIFICATIONS** – Meets local authority requirements.
- ✓ **CONTIFLOW DECK DESIGN** – Low profile deck design follows the path of the flails at a constant distance increasing the suction effect and improving mulching efficiency.
- ✓ **FLOATING LINKAGE** – Excellent ground contour following and a generous lift height which is ideal for kerb clearance and trailer ramps etc.
- ✓ **WIDE OUTLET** – Maximum performance in long grass.
- ✓ **HARDENED STEEL STONE GUARDS** – Safety in public areas.
- ✓ **RIGHT ANGLE DRIVE GEARBOX OR HYDRAULIC MOTOR** – Smooth and quiet operation.
- ✓ **ROTOR BEARING GUARDS** – Protected for long service life.
- ✓ **ADJUSTABLE SIDE SKIDS WITH REMOVABLE WEAR-SHOES** – Low maintenance costs.

**STANDARD HEAVY-CAST FLAIL**





**FOR THE LEADING BRANDS  
OF POWER UNITS**

**JOHN DEERE, KUBOTA, SHIBAURA,  
NEW HOLLAND, RANSOMES, & ISEKI**



**SCAN TO SEE  
IT IN ACTION**



✓ **IDEAL FOR:** PRIVATE ESTATES, GOLF COURSES, SPORTS PITCHES, COUNCILS & CONTRACTORS

## MULTI-FUNCTIONAL COLLECTORS

Available in 1.2m and 1.8m working widths, the **STC COLLECTOR** is a true, all-year-round machine for the maintenance of public parks, large amenity areas, sports turf and private estates.

Whether the requirement is for a flail collector to cut and collect on an out of season wild flower meadow, a professional scarifier for use on a sports pitch, or for a sweeper collector for clearing autumn leaves from areas of parkland, the **STC-120/180** is the ideal machine.

## OPTION CHANGE KITS

OPTION CHANGE KITS ARE AVAILABLE TO CHANGE BETWEEN THE MODES.

## KEY FEATURES & BENEFITS

- ✓ **MULTIFUNCTIONAL** – Use one machine for sweeping, scarifying and flail mowing.
- ✓ **ALL YEAR ROUND MAINTENANCE MACHINE** – Reduced capital outlay.
- ✓ **LARGE CAPACITY HOPPER** – For improved workrates.
- ✓ **SEMI MOUNTED TO THE TRACTOR** – High capacity machine on a small tractor, reduces running costs.
- ✓ **HYDRAULIC TIP** – Ease of emptying.
- ✓ **WIDE TURF TYRES** – Minimal ground compaction.
- ✓ **ADJUSTABLE DRAWBAR** – Ideal for various size tractors.
- ✓ **RUNS ON ITS OWN FOUR WHEELS** – Follows ground contours accurately.

- ✓ **SIMPLE HEIGHT ADJUSTMENT** – Ease of operation.
- ✓ **PREMIUM POWDER-COAT PAINT FINISH** – Maximum durability.

## STC COLLECTORS

	STC-120	STC-180
WORKING WIDTH	1.2m	1.8m
OVERALL WIDTH	1.6m	2.2m
HOPPER CAPACITY	1.5m <sup>3</sup>	2.25m <sup>3</sup>
TIPPING HEIGHT	1.3m	1.3m
WEIGHT (IN SWEEPER MODE)	520kg	635kg
POWER REQUIRED	18hp	25hp



✓ **ADJUSTABLE DRAWBAR**



✓ **HYDRAULIC TIP**



✓ **STC-120**



✓ **STC-180**



## Mode 1

### STC SWEEPER COLLECTOR

COLLECTS AUTUMN LEAVES AND DEBRIS BRILLIANTLY.

When in sweeping mode, the **STC** is fitted with the brush rotor comprising 4 banks of hard-wearing polypropylene bristles which will lift autumn leaves, grass clippings and litter effortlessly into the hopper. The bristles, which are secured firmly into a pre-drilled strip with a wire staple, are a generous length to give a good 'flick' action ensuring that the material is thrown to the back of the hopper.



✓ **STC SWEEPER DETAIL**




### STC FLAIL COLLECTOR

TACKLING LONG OR SHORT GRASS IS NO PROBLEM!

As a flail collector, the **STC** is fitted with a large diameter steel drum rotor with 4 rows of closely spaced flails, and 2 rows of draft paddles to create the suction for collecting the grass. The **STC** has a wide opening, therefore long or short grass will be collected efficiently without blocking even in wet conditions.

Not only will the **STC** leave a fine finish on short turf, but is also ideal for end of season clearance of wild flower areas or golf course rough.

## Mode 2



✓ **STC FLAIL DETAIL**




### STC SCARIFIER COLLECTOR

LEAVES SPORTS TURF AT THE TOP OF IT'S GAME!

When in scarifying mode, the flail blades are replaced with 2mm verti-cutting knives for a professional scarifying operation. Ideal for sports field work or lawns, the **STC** scarifier will leave a clean cut through the turf at approx. 30mm centres and will collect the debris in one pass.

## Mode 3



✓ **STC SCARIFIER DETAIL**



SCAN TO SEE  
IT IN ACTION



*When only the best will do...*

DEALER STAMP

Charlton House,  
Caxton Close,  
East Portway Ind. Est.,  
Andover,  
Hampshire,  
SP10 3QN

**T:** 01264 345870  
**F:** 01264 345880  
**E:** sales@wessexintl.com  
**www.wessexintl.com**

Follow us on    



**BRITISH MANUFACTURING**  
**EXCELLENCE SINCE 1962**

