

**BRITISH MANUFACTURING  
EXCELLENCE SINCE 1962**



# **WESSEX<sup>®</sup>**

**ATTACHMENTS FOR  
ATVs AND UTILITY VEHICLES**

*When only the best will do...*



 **WESSEX<sup>®</sup>**  
INTERNATIONAL



*60 years and counting...*

**BRITISH MANUFACTURING  
EXCELLENCE SINCE 1962**

**SINCE 1962 THE WESSEX NAME HAS BEEN SYNONYMOUS WITH SUPERB QUALITY,** British built machines for the agricultural and groundcare markets. Our equipment is built for demanding applications, where reliability and durability are paramount.

**WESSEX INTERNATIONAL'S** global distribution network has distributors and dealerships in many countries. Whatever Wessex product you invest in, you can be sure of support from your local dealer right through the machines lifetime, backed by Wessex International's commitment to excellent customer service.

Our friendly and knowledgeable staff are here to advise you on the best equipment for your application. We are convinced you will find our machinery beneficial to your organisation both in terms of user satisfaction and economic ownership.



**ORDER YOUR  
WESSEX PARTS  
ONLINE NOW!**

WHY SHOULD YOU TAKE THE PLUNGE?



GO TO  
**WWW.WESSEXINTL.COM/PARTS**  
TO ORDER YOURS **NOW!**

Follow us on:

\*See below for terms

**W SPARE PARTS**

Only genuine Wessex spare parts should be used to maintain optimum performance from your Wessex machine. To minimise costly machine downtime, parts orders are dispatched daily to our professional dealer network by next-day carrier service (UK mainland), and 2 day for UK Highlands & Islands. If ordered before 1:00 pm, parts will be dispatched the same day (subject to availability).




**OUR ONLINE PARTS STORE IS OPEN  
24 HOURS A DAY, 365 DAYS A YEAR.**  
Order your parts from your mobile or computer and we'll take care of the rest.

**T:** 01264 345878 **E:** parts@wessexintl.com

*When only the best will do...*



**1962**  
In the heart of rural Hampshire, **WESSEX** began manufacturing grass cutting and forage equipment.



**1970s**  
**WESSEX** were the first to manufacture a range of scaled down implements to suit the new compact tractor from Japan.



**1980s**  
**WESSEX** increased their focus on equipment to meet the needs of landscapers and grounds maintenance contractors.



**1990s**  
As ATVs started to grow in popularity, **WESSEX** produced a line-up of attachments to suit.



**2003**  
Broadwood International was established as the distributor of quality equipment including the well-known **SNOWEX** salt spreaders & **SWEEPEX** push brooms.



**2008**  
Broadwood International acquired **WESSEX** Machinery – now a leading manufacturer of professional grounds maintenance machinery.



**2012**  
**WESSEX** celebrates **50 YEARS** of manufacturing and innovation



**2014**  
In line with the increased focus on global distribution of the **WESSEX** product range, the company has been renamed **WESSEX INTERNATIONAL**. This coincides with relocation to the current 50,000sqft factory in Andover, Hampshire.



**2020**  
The introduction of **WESSEX POLARONE™** Salt and Grit Spreaders.



**2021**  
Building on 30 years of innovation, **WESSEX** have refined, and enhanced the **AF** Flail Mower series to launch **GENERATION 2 AF** Flail Mowers.



**2022**  
**WESSEX** celebrates **60 YEARS** of manufacturing and innovation



**2023**  
We have re-engineered the Wessex **AR FINISHING MOWER** to create the most versatile finishing mower on the market.



Charlton House,  
Caxton Close,  
Andover,  
SP10 3QN  
United Kingdom

**T:** +44 (0)1264 345870

**F:** +44 (0)1264 345880

**SALES**

**T:** 01264 345870 (option 2)

**E:** sales@wessexintl.com

**PARTS**

**T:** 01264 345870 (option 1)

**F:** 01264 345880

**E:** parts@wessexintl.com

**PRODUCT SUPPORT**

**T:** 01264 345870 (option 2)

**E:** service@wessexintl.com

**WARRANTY**

**T:** 01264 345888

**E:** warrantyadmin@wessexintl.com

**MARKETING TEAM**

**T:** 01264 345870 (option 5)

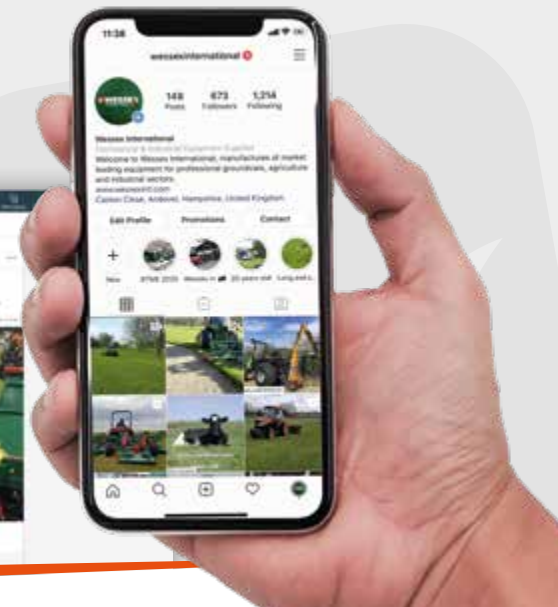
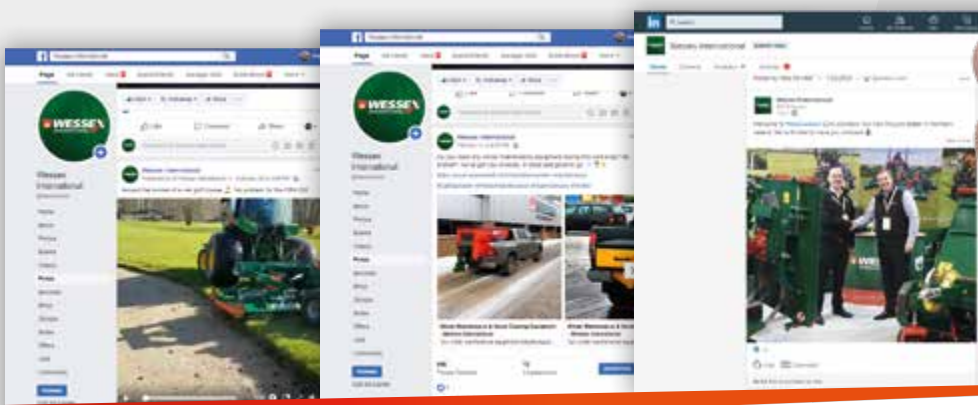
**E:** marketing@wessexintl.com



**BRITISH MANUFACTURING  
EXCELLENCE SINCE 1962**

**WESSEX ARE SOCIAL:**

Follow us for the latest news: #TEAMWESSEX





## ATTACHMENTS FOR ATVs & UTVs

<b>ROTARY MOWERS</b>	<b>6-7</b>
AR-120-R, 1.2m, AR-150-R, 1.5m AR-120-E, 1.2m, AR-150-E, 1.5m	
<b>PASTURE TOPPER</b>	<b>8</b>
AT-110, 1.1m	
<b>AF SERIES FLAIL MOWERS</b>	<b>10-13</b>
AFE-120, 1.2m, AFE-160, 1.6m, AFX-120, 1.2m, AFX-160, 1.6m, AFR-120, 1.2m, AFR-160, 1.6m	
<b>Paddock CLEANER</b>	<b>14</b>
MTX-120-E, 1.2m	
<b>SWEeper COLLECTOR</b>	<b>16</b>
MTC-120-E, 1.2m	
<b>FERTILISER SPREADER</b>	<b>17</b>
FS-270-TP	
<b>LAND ROLLER</b>	<b>18</b>
LR-150, 1.5m	
<b>ACCESSORIES</b>	<b>18</b>
Ball Hitch	
<b>HELIXX™</b>	<b>19</b>
12145, 268 Litre	



### 2 YEAR WARRANTY

Selected products are available with a 2 year manufacturers warranty. These machines come with a standard one year warranty, and a further 1 year is available at no cost by simply completing an online registration via the website.



*When only the best will do...*

[www.wessexintl.com/warranty](http://www.wessexintl.com/warranty)

# INTRODUCING GENERATION 2 WESSEX AR TRAILED FINISHING MOWERS


Building on 30 years of ATV innovation, we have re-engineered the Wessex **AR FINISHING MOWER** to create the most versatile finishing mower on the market.

The versatility of generation 2 Wessex **AR FINISHING MOWERS** makes them the first choice for maintaining regularly mowed grass areas such as private estates, lawns and pastures, etc. They are designed with three rotors with overlapping baffles to ensure even grass distribution and the finest cut quality. Market-leading SwingLock Axle system enables you to easily convert your **AR MOWER** from side wheels into a rear-wheel configuration in less than two minutes, and with zero tools or extra parts required! Perfect for mowing close to a fence.

Available in 1.2m and 1.5m with a choice of pull or electric start and complete with a 12.5hp (electric start) or 13.5hp (recoil start) powerful Briggs & Stratton engine, the Wessex **AR FINISHING MOWER** will complement any ATV, UTV, or 4x4 and leave a superb finish in the process.

## KEY FEATURES & BENEFITS

- 1 SWINGLOCK AXLE SYSTEM** (patent pending) – **MARKET-LEADING INNOVATION!** – Easily convert your AR Rotary Mower from side wheels into a rear-wheel configuration in less than two minutes, and with zero tools or extra parts required!
- 2 THREE ROTORS WITH OVERLAPPING BAFFLES** – Ensures even grass distribution and the finest cut quality.
- 3 BREAK-AWAY HITCH** – Satisfies Health and Safety recommendations
- 4 TURN BUCKLE ON THE DRAWBAR** – Levels the machine for an even cut
- 5 DRAWBAR CAN BE OFFSET TO EITHER SIDE** – Cut outside of the ATV wheels
- 6 THROTTLE LEVER WITH KILL SWITCH** – Clips onto ATV rack for user convenience and safety
- 7 HEAVY DUTY BLADES WITH UPTURN ON TRAILING EDGE** – Durability and strong suction effect
- 8 18 X 8.5-8 TYRES** – Ideal for fine turf applications
- 9 POWERFUL BRIGGS & STRATTON ENGINE (B&S)** – With a choice of recoil or electric start
- 10 CENTRIFUGAL CLUTCH** – Allows the blades to be engaged or disengaged from the seat
- 11 SIMPLE BELT ADJUSTMENT** – Both belts are tensioned simultaneously by one simple sliding action of the engine





**SCAN HERE**  
TO SEE A DEMO

SHOWN WITH REAR  
WHEEL CONFIGURATION



**W SPECIFICATIONS**

	<b>AR-120-R</b>	<b>AR-120-E</b>	<b>AR-150-R</b>	<b>AR-150-E</b>
Cutting width	1.2m G2	1.2m G2	1.5m G2	1.5m G2
Overall width/side wheels	1.8m	1.8m	2.1m	2.1m
Cutting height range	25-200mm	25-200mm	25-200mm	25-200mm
Weight	200kg	200kg	235kg	235kg
Engine	12.5 HP	13.5 HP	12.5 HP	13.5 HP
Start	Recoil	Electric	Recoil	Electric

**SWINGLOCK AXLE SYSTEM** (PATENT PENDING)

**FROM SIDE TO REAR WHEELS  
IN LESS THAN 2 MINUTES!**

Step 1

**RAISE WHEELS**



Step 2

**REMOVE HAND  
WHEEL & BOLT**



Step 3

**SWING WHEELS  
TO REAR**



Step 4

**REFIT HAND  
WHEEL & BOLT**



Step 5

**LOWER WHEELS**



# **AT-110** ATV **TOPPER**

With the pedigree of the distinguished Wessex brand behind it, the Wessex **AT-110 TOPPER** will perfectly complement ATVs and utility vehicles in both groundcare and agricultural applications. Developed to suit the requirements of the ATV user working to a budget, the **AT-110** is an excellent blend of performance and value.

## **SPECIFICATIONS**

	<b>AT-110</b>
Cutting width	1.1m
Overall width	1.45m
Cutting height range	50-160mm
Weight	128kg
Engine	12.5 hp B&S

## **KEY FEATURES & BENEFITS**

- 1 STURDY DECK FABRICATION** – Shot-blasted and powder coated for durability
- 2 12.5HP BRIGGS & STRATTON ENGINE** – Powerful, easy to start engine
- 3 THROTTLE LEVER** – Clips on to ATV rack for user convenience
- 4 DRAWBAR CAN BE OFFSET TO EITHER SIDE** – Cut outside of the ATV wheelings
- 5 ADJUSTABLE DRAWBAR** – Levels the machine for an even cut
- 6 HEAVY DUTY BLADE GENERATES EXCELLENT MOMENTUM IN WORK** – Ideal for lush grass
- 7 13 X 5.00-6 TYRES**
- 8 SIMPLE HEIGHT ADJUSTMENT** – The AT-110 comes with a simple height-adjustment lifting device. This allows the operator to lift one side of the machine with their foot, leaving both hands free to reposition the wheels to the desired cutting height and secure with a pin.
- 9 CENTRIFUGAL CLUTCH** – Allows the blade to be engaged / disengaged from the seat







*SIMPLE HEIGHT ADJUSTMENT*

*OFFSET MOWING*



# GENERATION 2

## WESSEX AF FLAIL MOWERS

Building on 30 years of innovation, we have re-engineered, refined, and enhanced the **AF FLAIL MOWER** to create the strongest and most versatile ATV flail mower on the market.

Three (British-built) models; **AFE ESTATE**, **AFX PROFESSIONAL** & **AFR CONTRACTOR**, designed to tackle dense vegetation, rushes and bracken etc, where reliability, flexibility and durability are paramount.

*When only the best will do...*

### 1 AFE ESTATE FLAIL MOWER

The **AFE FLAIL MOWER** with 13hp V-Twin B&S engine and automatic clutch has been designed for cutting long grass and vegetation in private grounds, estates; and for less demanding professional applications.

### 2 AFX PROFESSIONAL FLAIL MOWER

Designed for use in professional applications, the **AFX** has an 18hp V-Twin B&S engine with electric start and a **LOCKTORQUE LEVER CLUTCH SYSTEM** with 3 belts to allow the mower to perform in arduous conditions.

### 3 AFR CONTRACTOR FLAIL MOWER

Introducing the toughest ATV Flail Mower on the market!

Complete with a 23hp V-Twin B&S engine with electric start, **LOCKTORQUE LEVER CLUTCH SYSTEM** and forged heavy-duty flails, the **AFR** will pulverise the most dense scrub and vegetation with ease all day long!

SPECIFICATIONS	AFE ESTATE		AFX PROFESSIONAL		AFR CONTRACTOR	
	AFE-120	AFE-160	AFX-120	AFX-160	AFR-120	AFR-160
Working width	1.20m	1.60m	1.20m	1.60m	1.20m	1.60m
Overall width side wheels	2.05m	2.45m	2.05m	2.45m	2.05m	2.45m
Overall width rear wheels	1.55m	1.95m	1.55m	1.95m	1.55m	1.95m
Cutting height range	20-205mm	20-205mm	20-205mm	20-205mm	20-205mm	20-205mm
Approx. weight	260	300	280	320	300	340
Y shape flails blades (PAIRS)	✓	✓	✓	✓	N/A	N/A
Heavy duty flail blades	N/A	N/A	Optional	Optional	N/A	N/A
Heavy duty hammer blades	N/A	N/A	N/A	N/A	✓	✓
No. of blades	32	42	32	42	16	22
Spiral rotor	✓	✓	✓	✓	✓	✓
Rotor shaft diameter	114mm	114mm	114mm	114mm	114mm	114mm
Swinglock axle	✓	✓	✓	✓	✓	✓
Drive system	Centrifugal Clutch	Centrifugal Clutch	LockTorque Lever Clutch System	LockTorque Lever Clutch System	LockTorque Lever Clutch System	LockTorque Lever Clutch System
No. of belts	2	2	3	3	3	3
Engine (HP)	13	13	18	18	23	23
Engine start	Recoil start	Recoil start	Electric start	Electric start	Electric start	Electric start
Flotation wheels	✓	✓	✓	✓	✓	✓
Puncture resistant tyres	✓	✓	✓	✓	✓	✓
Tyre size	22-11-8	22-11-8	22-11-8	22-11-8	22-11-8	22-11-8
Antiscalp roller	✓	✓	✓	✓	✓	✓



- ✓ 1.2M & 1.6M
- ✓ 13HP
- ✓ RECOIL START
- ✓ CENTRIFUGAL CLUTCH
- ✓ Y PATTERN FLAILS
- ✓ SWINGLOCK AXLE

**1** Model 1

**AFE ESTATE FLAIL MOWER**

**Y PATTERN FLAILS**



- ✓ 1.2M & 1.6M
- ✓ 18HP V-TWIN
- ✓ ELECTRIC START
- ✓ LOCKTORQUE LEVER CLUTCH SYSTEM
- ✓ Y PATTERN FLAILS
- ✓ SWINGLOCK AXLE

**2** Model 2

**AFX PROFESSIONAL FLAIL MOWER**

**Y PATTERN FLAILS**



- ✓ 1.2M & 1.6M
- ✓ 23HP V-TWIN
- ✓ ELECTRIC START
- ✓ LOCKTORQUE LEVER CLUTCH SYSTEM
- ✓ HEAVY DUTY FLAILS
- ✓ SWINGLOCK AXLE

**3** Model 3

**AFR CONTRACTOR FLAIL MOWER**

**CAST HAMMER FLAILS**





✓ **KEVLAR LINED FLOTATION TYRES**



✓ **SPIRAL ROTOR**



✓ **BREAK-AWAY HITCH**



✓ **OFFSET**



✓ **ANTI-SCALP ROLLER**



✓ **HEAVY DUTY HAMMER FLAIL OPTIONS (FOR AFX ONLY)**



✓ **KILL SWITCH**

## KEY FEATURES & BENEFITS

- ✓ **SWINGLOCK AXLE SYSTEM** (patent pending) – **MARKET-LEADING INNOVATION!** – Easily convert your AF Flail Mower from side wheels into a rear-wheel configuration in less than five minutes, and with zero tools or extra parts required!
- ✓ **FLOTATION PUNCTURE-RESISTANT** – Kevlar lined tyres for long working life.
- ✓ **LARGE DIAMETER ROTOR WITH SPIRAL POSITIONED FLAILS** – Ensures an even cut and increased torque for dense vegetation.
- ✓ **SMM DECK** – Shot-blasted and powder coated for durability
- ✓ **BREAK-AWAY HITCH** – Satisfies health and safety recommendations.
- ✓ **TURN BUCKLE ON THE DRAWBAR** – Levels the machine for an even cut
- ✓ **DRAWBAR CAN BE OFFSET TO EITHER SIDE** – Cut outside of the ATV wheels
- ✓ **KILL SWITCH CLIPS TO THE RACK OF THE ATV** – Emergency safety stop within easy reach of the operator
- ✓ **SCREW HEIGHT ADJUSTOR** – Simple & height adjustment
- ✓ **REAR ANTI-SCALP ROLLER** – Eliminates scalping in rough conditions
- ✓ **POWERFUL BRIGGS & STRATTON** – (B&S) Engine

## OPTIONS

- ✓ **EXTENDED KILL SWITCH**
- ✓ **JOCKEY WHEELS**
- ✓ **TANDEM WHEELS (IMAGE BELOW)**
- ✓ **BOSS BAR (STANDARD ON AFR)**



✓ **TANDEM WHEELS**



✓ **BOSS BAR**

**MODEL SHOWN AFX-160**



*When only the best will do...*



**SWINGLOCK AXLE SYSTEM** (PATENT PENDING)

**FROM SIDE TO REAR WHEELS IN LESS THAN 2 MINUTES!**

**SCAN HERE**  
TO SEE A DEMO



Step 1

**RAISE WHEELS  
& RE-POSITION  
HEIGHT ADJUSTER**

Step 2

**REMOVE HAND  
WHEEL & BOLT**

Step 3

**SWING WHEELS  
TO REAR**

Step 4

**REFIT HAND  
WHEEL & BOLT**

Step 5

**LOWER WHEELS  
& RE-POSITION  
HEIGHT ADJUSTER**



## **REGULAR COLLECTION OF HORSE DROPPINGS IS ESSENTIAL FOR MAINTAINING A CLEAN AND HEALTHY Paddock ENVIRONMENT**

The Wessex **DUNG BEETLE**, is a must for maintaining a healthy paddock and will not only collect horse muck, but also dead grass, leaves, twigs and other unsightly debris. The paddock will also benefit from the regular grooming action of the brush, which will stimulate growth of fresh, healthy grass – a benefit not gained from a vacuum machine.

## **POWERFUL SWEEPING**

The rotor comprises four banks of hard wearing polypropylene bristles fastened into a hard plastic strip. The generous length of the bristles give a good "flick" action ensuring that any debris is propelled effortlessly into the hopper. The brush strips are simply bolted in pairs through the steel box section rotor, and are quick and easy to change when worn.



## **W KEY FEATURES & BENEFITS**

- 1 5.5HP ENGINE** – Easy to start and reliable
- 2 THROTTLE LEVER** – Clips on to ATV rack for user convenience
- 3 CENTRIFUGAL CLUTCH** – Allows the brush rotor to be engaged / disengaged from the seat
- 4 WHEELS IN-LINE WITH BRUSH ROTOR** – Follows ground contours accurately giving a consistent clean sweep
- 5 SIMPLE SCREW HANDLE** – Easy adjustment of brush height
- 6 FULLY CASTORING REAR WHEELS** – Increased manoeuvrability
- 7 FLOATING DRAWBAR** – Allows machine to float over uneven ground with no weight on ball hitch
- 8 ADJUSTABLE SPRING TINES** – Rake through the grass to loosen stubborn horse muck
- 9 HAND OPERATED WINCH** – For ease of emptying
- 10 STIFF, COURSE BRISTLE** – For increased sweeping efficiency in paddock environment
- 11 SWIVELLING BALL HITCH** – Satisfies Health and Safety recommendations



✓ PTO POWERED OPTION AVAILABLE



SCAN HERE TO SEE A DEMO



**W SPECIFICATIONS**

	<b>DUNG BEETLE</b>
Working width	1.2m
Overall width	1.85m
Hopper capacity	0.7m <sup>3</sup> (approx.)
Weight	317kg

SPRINGTIME SWEEPING WILL COLLECT DEAD GRASS, MOSS AND OTHER UNSIGHTLY DEBRIS PROMOTING FRESH SPRING GROWTH.

**NO MUCK, NO WORMS  
HEALTHY HORSES**






Ideal for collecting core, autumn leaves, grass clippings and scarifying debris etc, the **TURF BEETLE** is an effective sweeper that can be towed behind an ATV, utility vehicle, garden tractor or 4x4.

Designed for the maintenance of golf courses, private estates, parks and large gardens, the **TURF BEETLE** sweeper collector is based on the **DUNG BEETLE** paddock cleaner but is fitted with a softer bristle to eliminate scratching of sensitive turf.



 <b>SPECIFICATIONS</b>	
	<b>TURF BEETLE</b>
Working width	1.2m
Overall width	1.85m
Hopper capacity	0.7m <sup>3</sup> (approx.)
Weight	317kg



# **FS-270-TP SPREADER**



## **WINTER SPREADER KIT**



**SPREAD LIMITER**



**EXTENDED AGITATOR**



**FILTERING GRID**



**LEVELING DRAWBAR**



**STANDARD AGITATOR FOR FREE FLOWING MATERIAL**



**GROUND DRIVEN GEARBOX WITH SPINNER DISENGAGEMENT**

The **WESSEX FS** ground driven trailed spreader is ideal for use behind ATVs and UTVs.

Available with a 270 litre poly hopper, this popular spreader will spread granular or powdered fertilisers or grass seed in a turf care application, game feed on estate or even dry granular salt for winter maintenance.

## **SPECIFICATIONS**

	<b>FS-270-TP</b>
Hopper Capacity (granular, fertiliser)	270 litres
Height	345 kilos
Weight	1.43m
Spread width	84kg
	Up to 14m

## **SALT SPREADER VERSION INCLUDES THE FOLLOWING ADDITIONAL FEATURES:**

- ✓ **SPREAD LIMITER** – Typically used in winter maintenance applications for spreading salt on pathways, the spread limiter restricts the application width to approximately 1.5m.
- ✓ **EXTENDED AGITATOR** – Keeps material moving within the hopper.
- ✓ **FILTERING GRID** – Breaks up lumps of salt before entering the hopper.



**SCAN HERE TO SEE A DEMO**

**ATV LAND ROLLERS**



*When only the best will do...*

**WESSEX LAND ROLLER**

A Wessex land roller is perfect for maintenance of lawns, paddocks and pitches.

Whether you tow them behind a compact tractor, a 4x4, or an ATV, Wessex land rollers will firm up the soil after a hard winter, and improve soil/root contact to enhance spring growth.

**NEED MORE WEIGHT? NO PROBLEM  
- JUST ADD WATER!**

The roller weighs up to 550 kg when completely filled, and with a choice of clevis or ball hitch, you're ready to roll!

**SPECIFICATIONS**

	<b>LR-150</b>
Width	1.5m
Empty weight	200kg
Filled weight	550kg
Drum diameter	560mm

**OTHER FEATURES**

- Choice of ball or clevis hitch
- Adjustable scraper bar



**ATV BALL HITCH**

**ATV BALL HITCHES**

- Simple, strong and easy to fit
- Available in 19mm threads

Apply consistent, controlled material delivery to smaller areas with the **HELIXX™** 12145 265 Litre stainless steel hopper spreader.

The 12145 **HELIXX™** stainless steel hopper spreader is designed to be bed mounted on a UTV. Like the full-sized **HELIXX™** units, this model provides excellent material flow, but in a more compact size that's better suited to handle smaller spaces and jobs.

**SPREADING MATERIALS GUIDE**

	<b>12145</b>
Bulk rock salt	✓
50:50 sand/salt mix*	✓
Dry free-flowing sand*	✓
Bagged ice melters	✓
High end flake/pellet materials	✓

**Please note:** this chart is a general guide and not all-inclusive. Wessex International will not be held responsible for spreader / spread material incompatibility.

\* Optional inverted V and vibrator kits are recommended for materials that are susceptible to compacting.



**KEY FEATURES & BENEFITS**

- 1 STAINLESS STEEL**  
✓ Hopper and frame are constructed of corrosion-resistant stainless steel. The frame features a unique leg and sill design to form a ridged backbone structure for greater durability, and riveted construction provides consistent, quality joints.
- 2 CHUTE BAFFLE SYSTEM**  
✓ Baffles within the chute direct material to key areas on the spinner resulting in a remarkably even and consistent spread pattern, as well as reducing material directed back at the vehicle.
- 3 ACCESSORY INTEGRATION**  
✓ Conveniently connect accessories directly into the hub mounted in the back of the hopper. Accessories automatically integrate with the hopper control without having to run additional wires from the front of the vehicle.
- 4 FULL LENGTH HELIXX™ SYSTEM**  
✓ The **HELIXX™** system runs the entire length of the hopper with variable flights, promoting even unloading of material.
- 5 FLIP-UP/REMOVABLE CHUTE**  
✓ Remove a single pin to flip-up the chute for easy access to the hitch and clean out. The chute can be completely removed with just two pins.
- 6 DUAL VARIABLE-SPEED CONTROL**  
✓ Allows for variable control of spinner and **HELIXX™** system speeds for precise material delivery, whether at low or high output. Features no-blast startup, auto reverse and integrates with accessories.
- 7 OPTIONAL EXPANSION COLLAR**  
✓ Expansion Collar for additional 190 Litre capacity (TS-85698 for 12145 model only)



*When only the best will do...*

DEALER STAMP



**BRITISH MANUFACTURING  
EXCELLENCE SINCE 1962**

**WESSEX INTERNATIONAL**  
Charlton House, Caxton Close,  
East Portway Ind. Est., Andover,  
Hampshire, SP10 3QN

**T:** 01264 345870  
**E:** sales@wessexintl.com  
**www.wessexintl.com**

Follow us on

